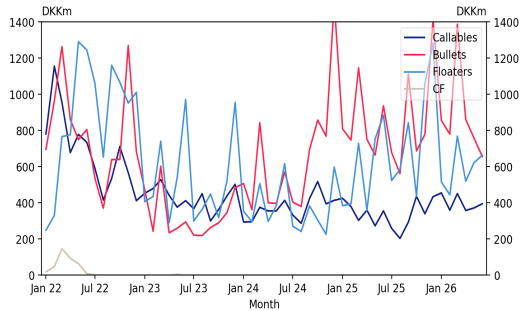
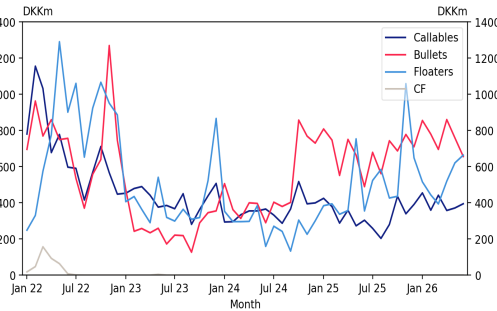


Last businessday: 12 Jun 26

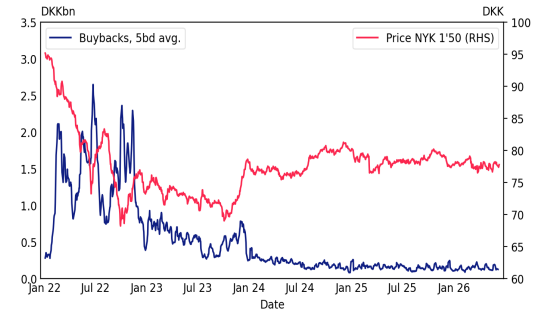
**Avg. daily issuance excl. refi-auctions (OMX)**



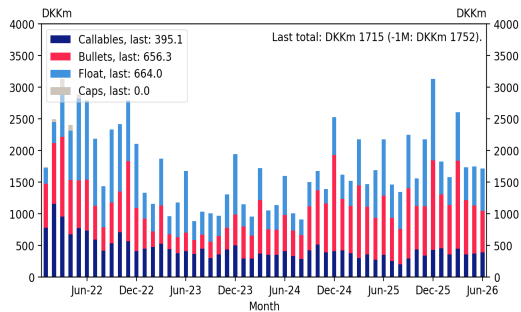
**Avg. daily issuance excl. refi-auctions and EQO (OMX)**



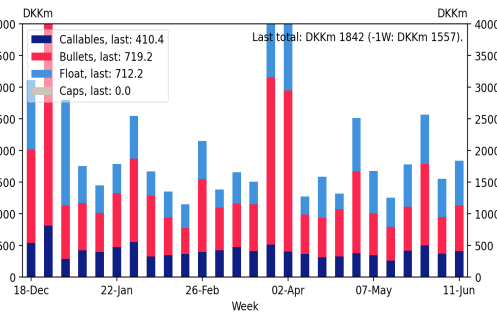
**Callables: Buybacks vs price of NYK 1'50 (OMX)**



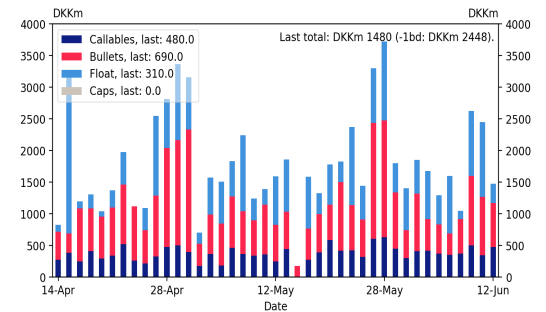
**Avg. daily issuance by month (OMX)**



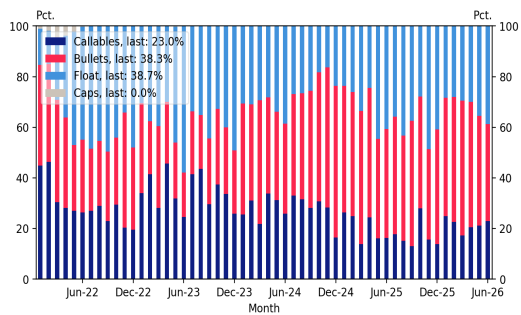
**Avg. daily issuance by week (OMX)**



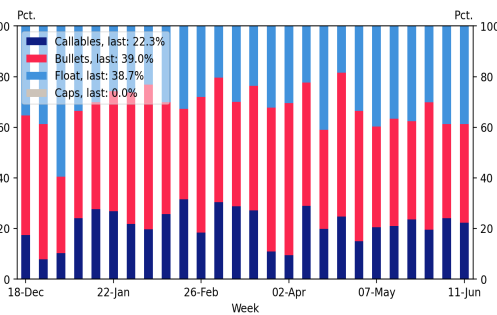
**Daily issuance (OMX)**



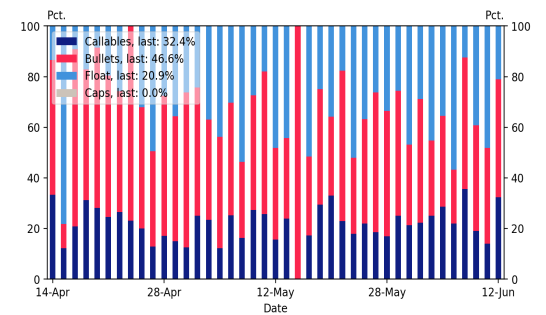
**Composition of issuance by month (OMX)**



**Composition of issuance by week (OMX)**

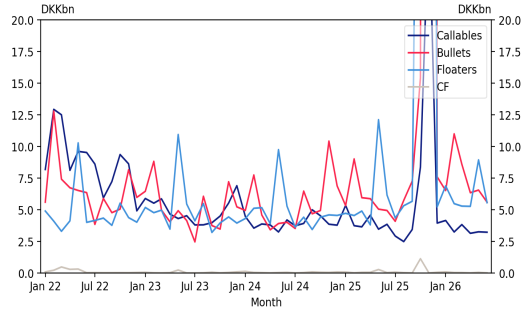


**Composition of issuance by day (OMX)**

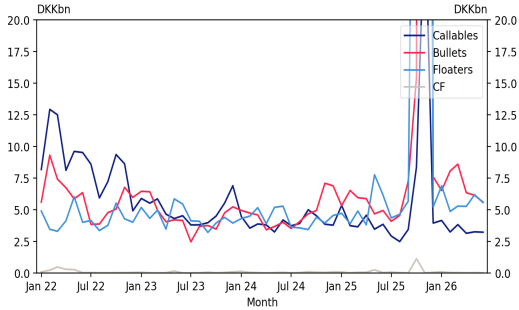


Last businessday: 12 Jun 26

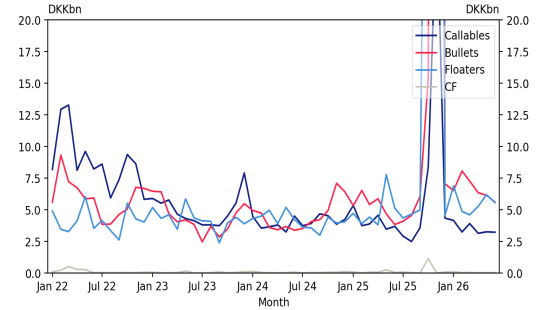
Avg. daily turnover



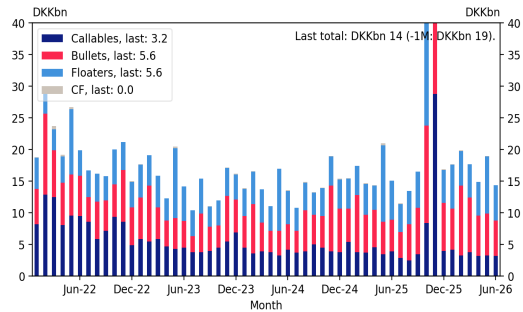
Avg. daily turnover excl. refi-auctions



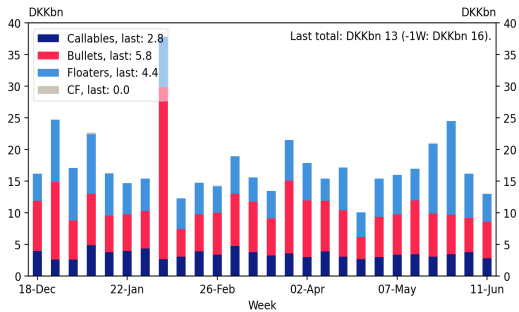
Avg. daily turnover excl. refi-auctions and EOQ



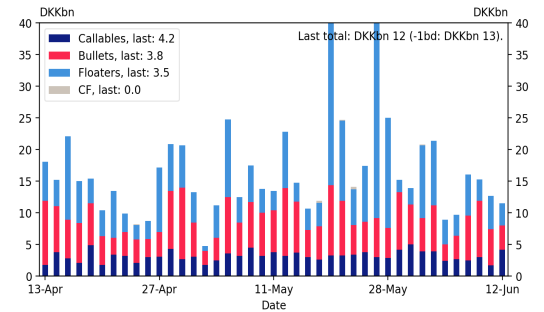
Avg. daily turnover by month



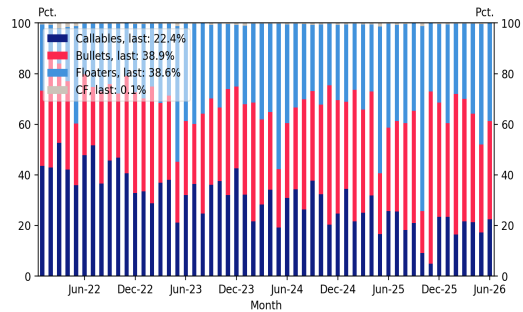
Avg. daily turnover by week



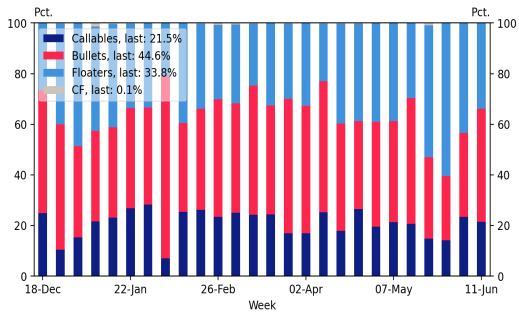
Daily turnover



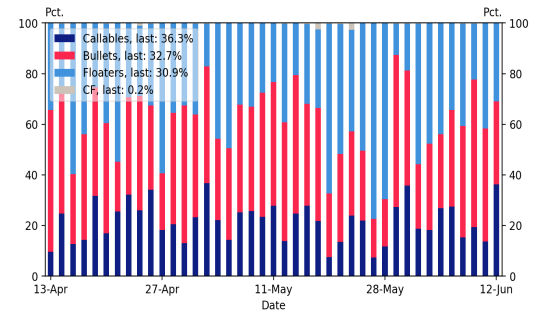
Composition of turnover by month



Composition of turnover by week

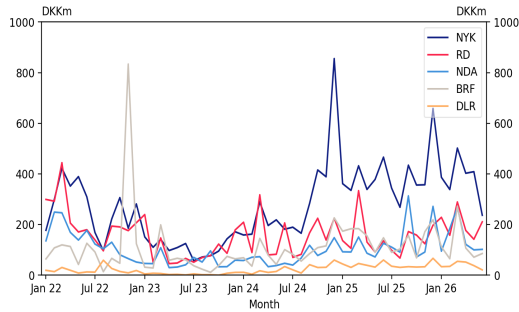


Composition of turnover by day

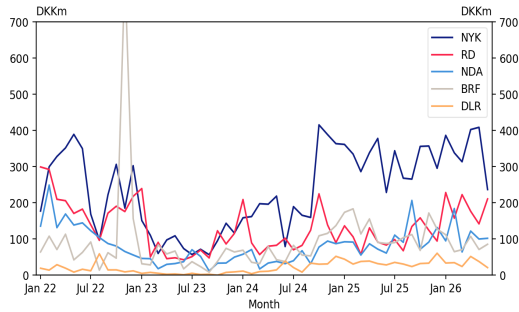


Last businessday: 12 Jun 26

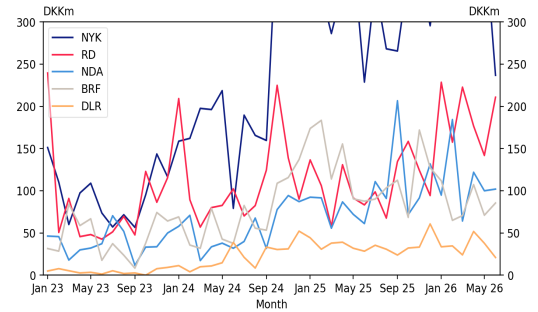
Bullets: Avg. daily issuance excl. refi-auctions (OMX)



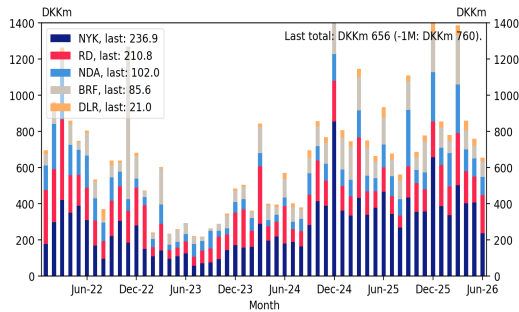
Bullets: Avg. daily issuance excl. refi-auctions and EOQ (OMX)



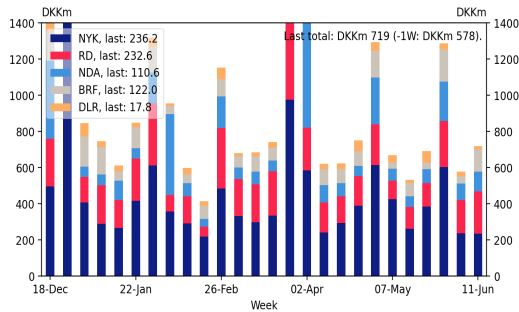
Bullets: Avg. daily issuance excl. refi-auctions and EOQ (OMX)



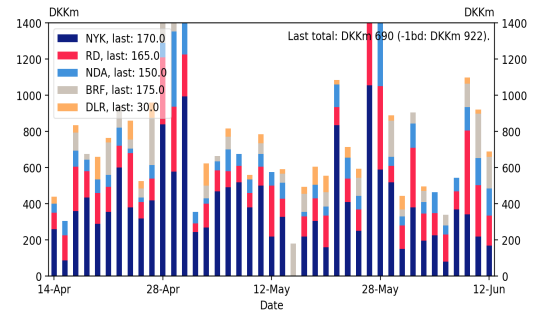
Bullets: Avg. daily issuance by month (OMX)



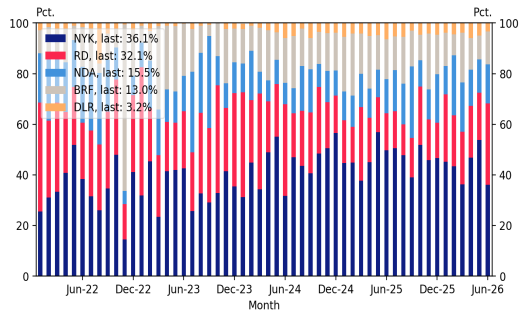
Bullets: Avg. daily issuance by week (OMX)



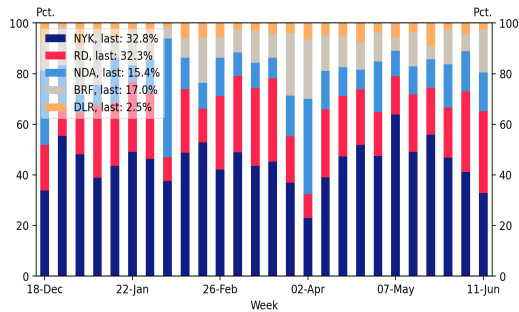
Bullets: Daily issuance (OMX)



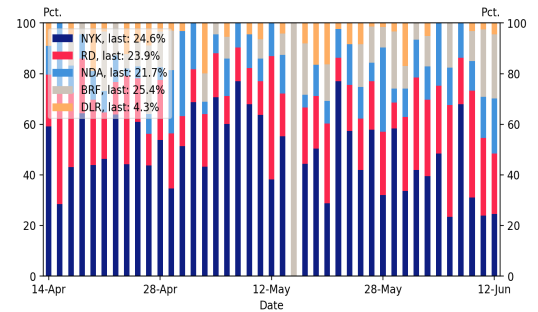
Bullets: Composition of issuance by month (OMX)



Bullets: Composition of issuance by week (OMX)

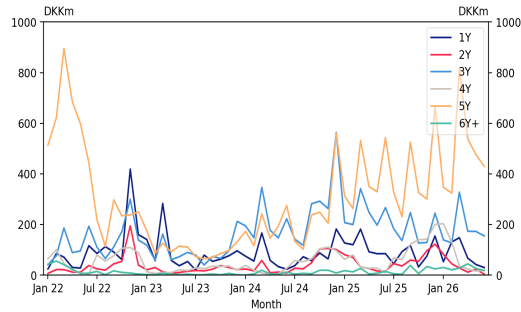


Bullets: Composition of issuance by day (OMX)

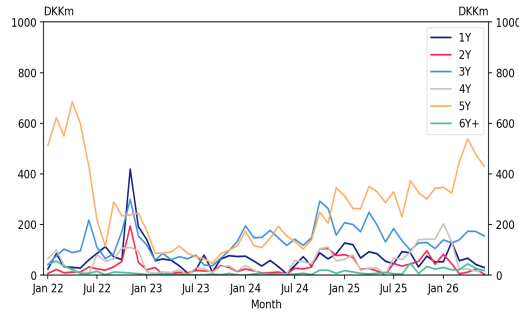


Last businessday: 12 Jun 26

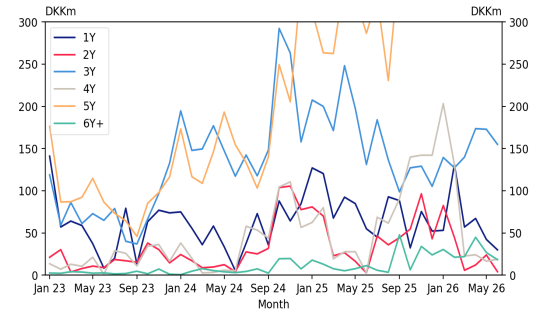
Bullets: Avg. daily issuance excl. refi-auctions (OMX)



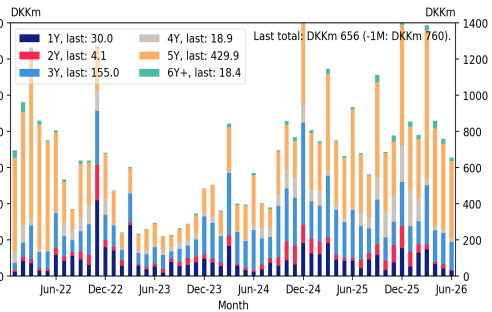
Bullets: Avg. daily issuance excl. refi-auctions and EOQ (OMX)



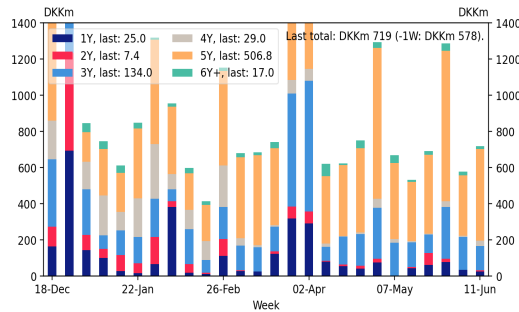
Bullets: Avg. daily issuance excl. refi-auctions and EOQ (OMX)



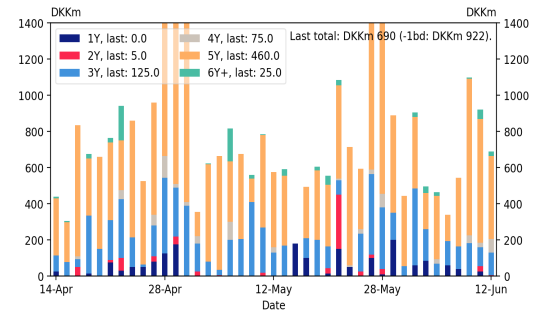
Bullets: Avg. daily issuance by month (OMX)



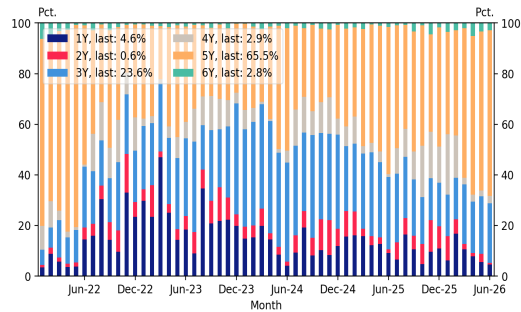
Bullets: Avg. daily issuance by week (OMX)



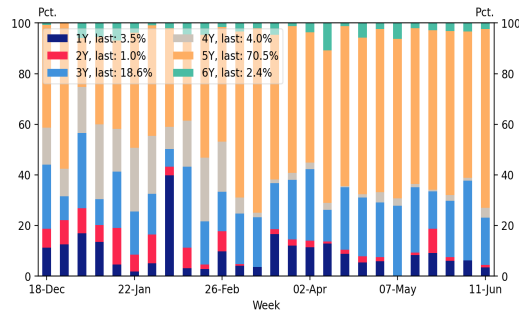
Bullets: Daily issuance (OMX)



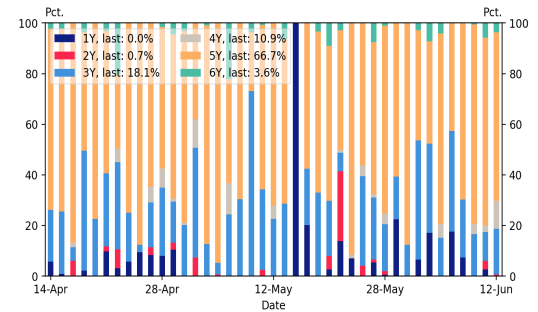
Bullets: Composition of issuance by month (OMX)



Bullets: Composition of issuance by week (OMX)

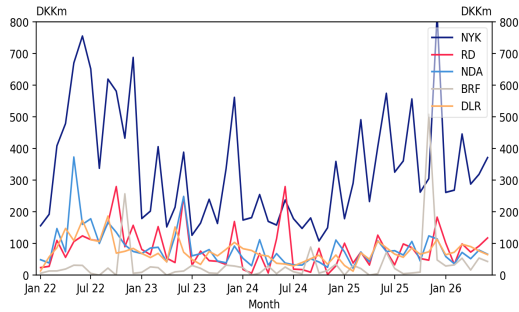


Bullets: Composition of issuance by day (OMX)

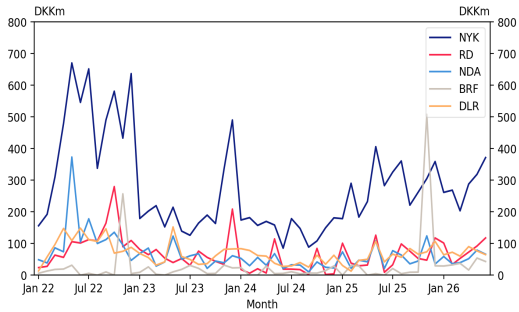


Last businessday: 12 Jun 26

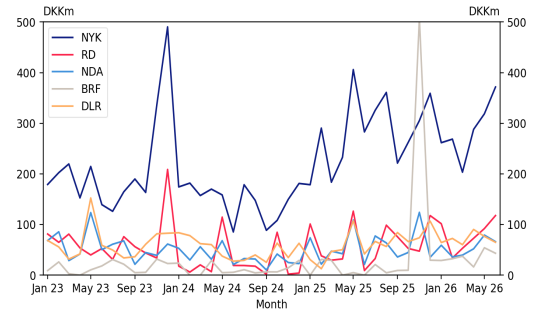
Floater: Avg. daily issuance excl. refi-auctions (OMX)



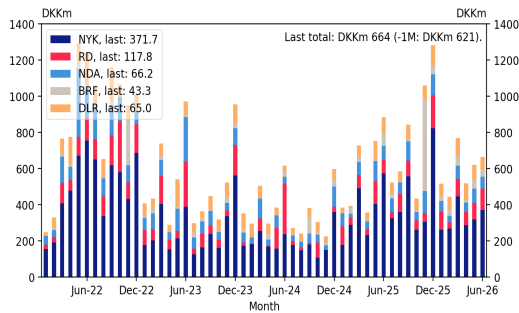
Floater: Avg. daily issuance excl. refi-auctions and EOQ (OMX)



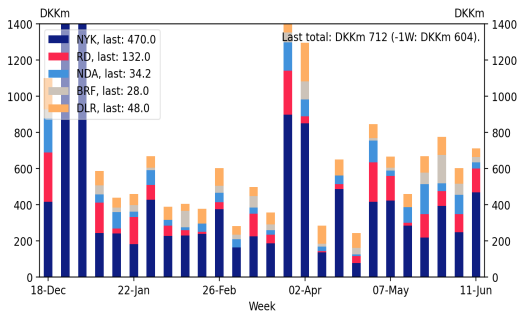
Floater: Avg. daily issuance excl. refi-auctions and EOQ (OMX)



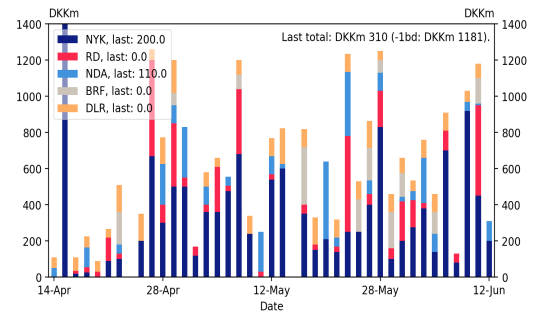
Floater: Avg. daily issuance by month (OMX)



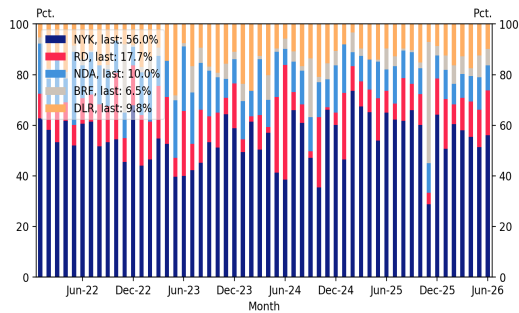
Floater: Avg. daily issuance by week (OMX)



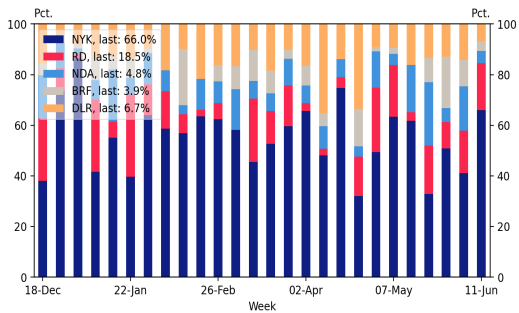
Floater: Daily issuance (OMX)



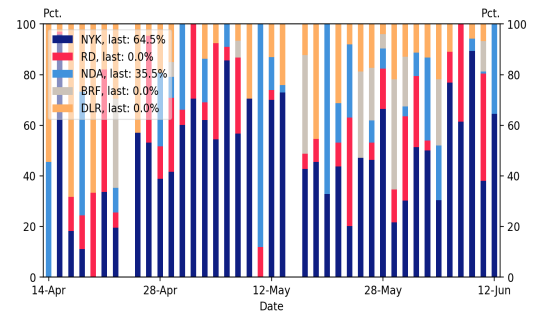
Floater: Composition of issuance by month (OMX)



Floater: Composition of issuance by week (OMX)

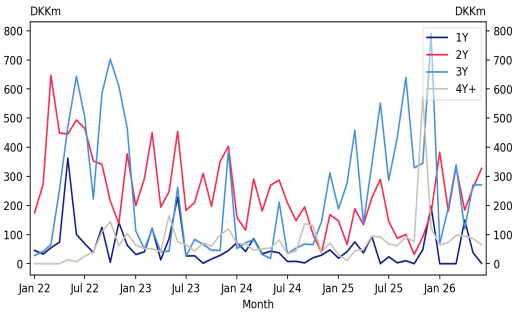


Floater: Composition of issuance by day (OMX)

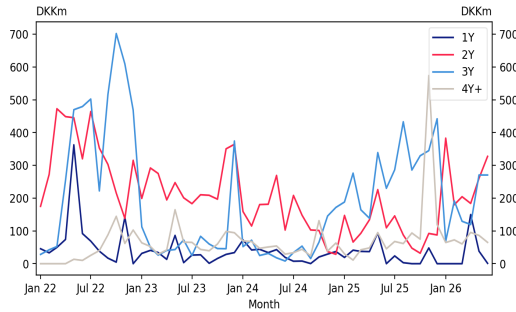


Last businessday: 12 Jun 26

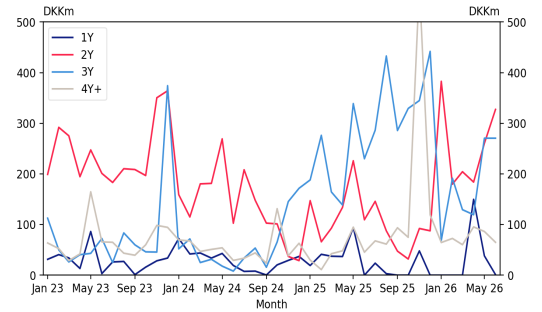
Floater: Avg. daily issuance excl. refi-auctions (OMX)



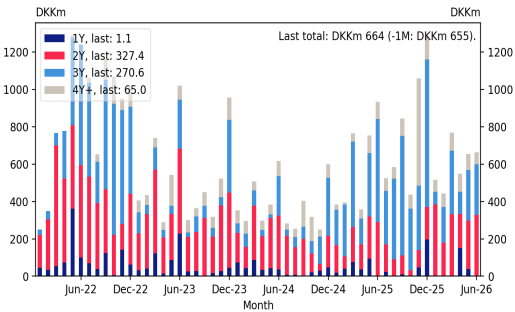
Floater: Avg. daily issuance excl. refi-auctions and EOQ (OMX)



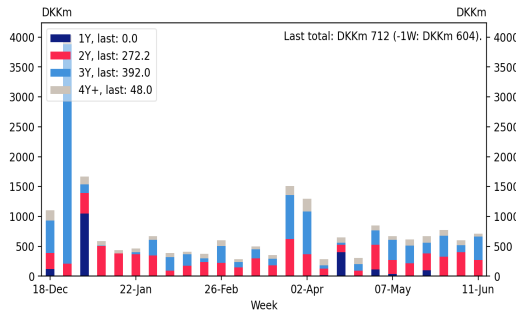
Floater: Avg. daily issuance excl. refi-auctions and EOQ (OMX)



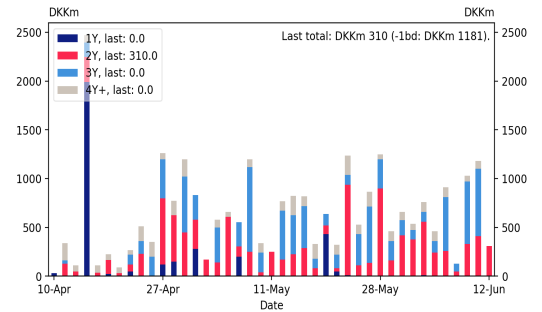
Floater: Avg. daily issuance by month (OMX)



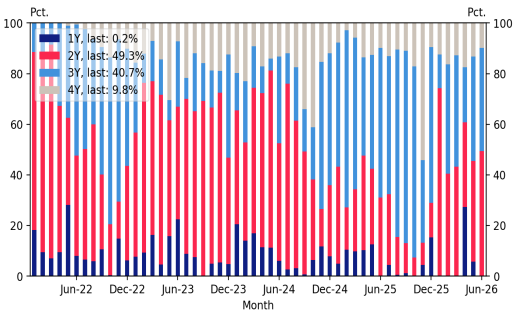
Floater: Avg. daily issuance by week (OMX)



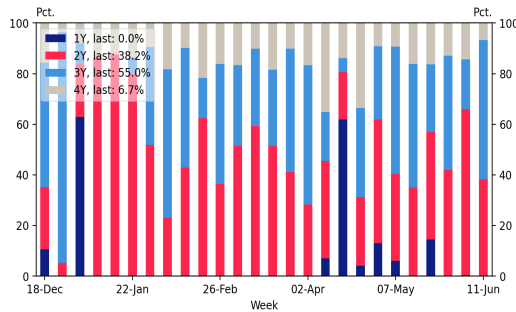
Floater: Daily issuance (OMX)



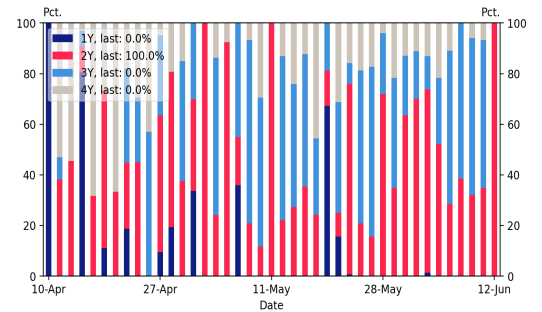
Floater: Composition of issuance by month (OMX)



Floater: Composition of issuance by week (OMX)

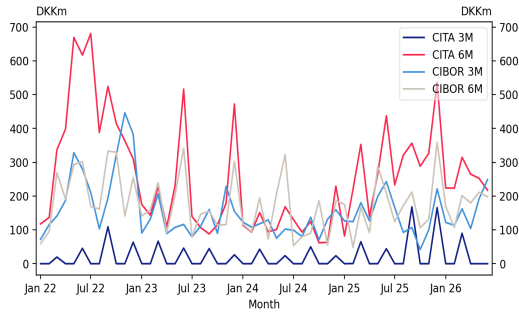


Floater: Composition of issuance by day (OMX)

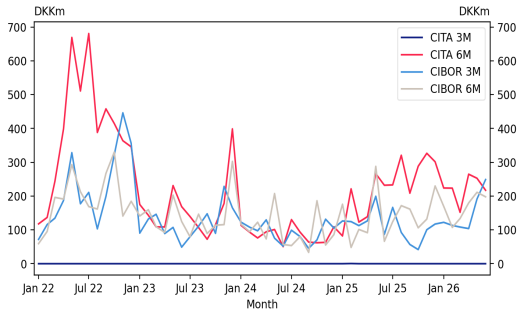


Last businessday: 12 Jun 26

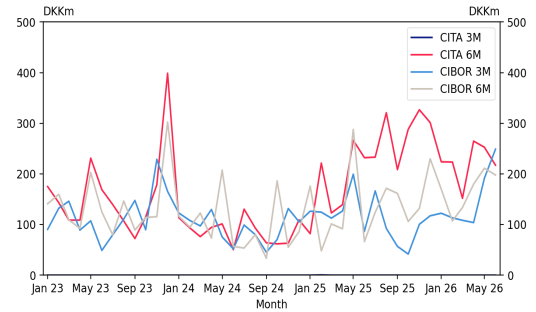
**Floater: Avg. daily issuance excl. refi-auctions (OMX)**



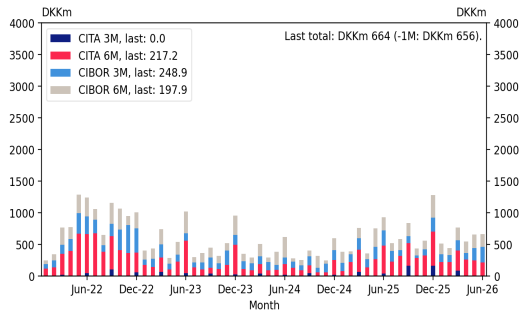
**Floater: Avg. daily issuance excl. refi-auctions and EOQ (OMX)**



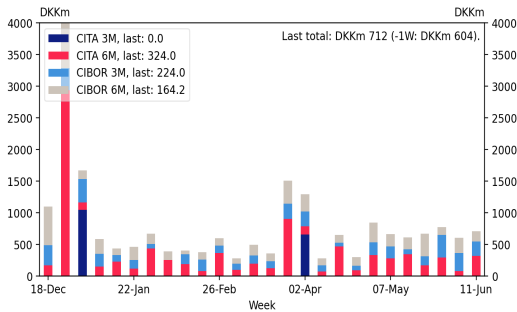
**Floater: Avg. daily issuance excl. refi-auctions and EOQ (OMX)**



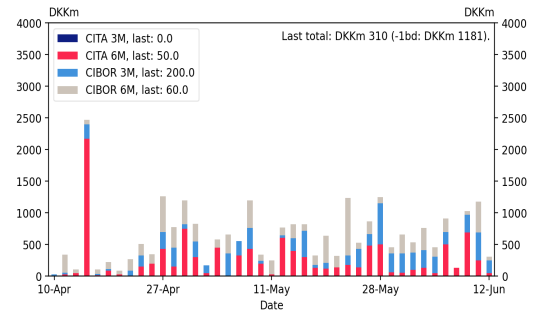
**Floater: Avg. daily issuance by month (OMX)**



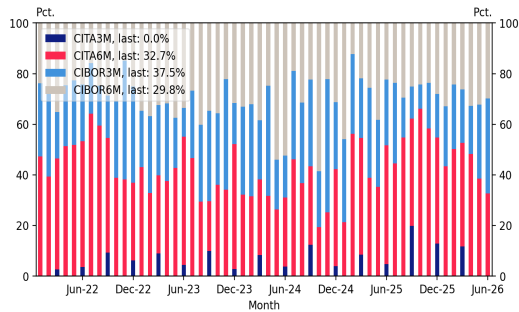
**Floater: Avg. daily issuance by week (OMX)**



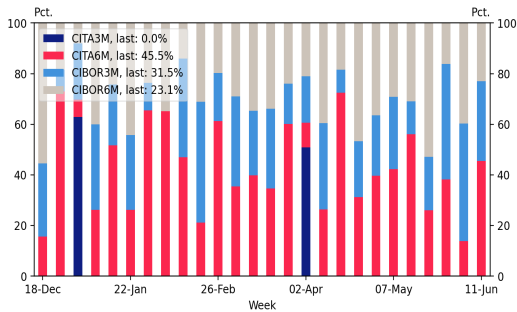
**Floater: Daily issuance (OMX)**



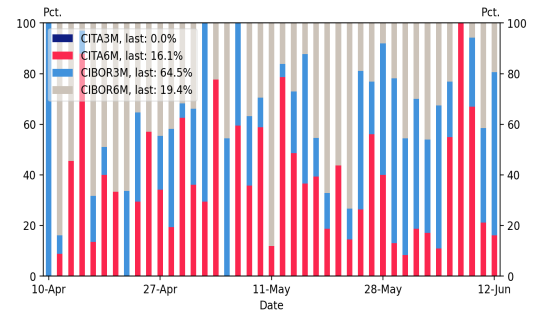
**Floater: Composition of issuance by month (OMX)**



**Floater: Composition of issuance by week (OMX)**

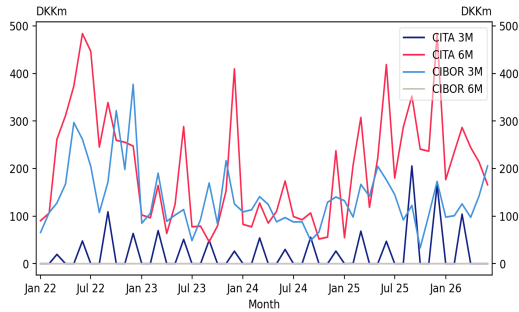


**Floater: Composition of issuance by day (OMX)**

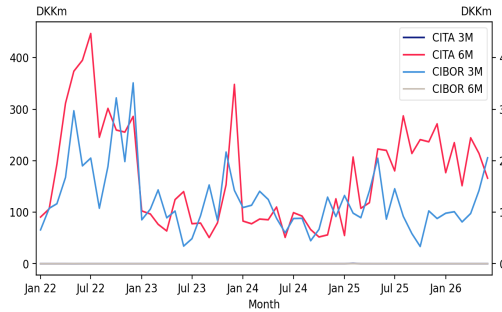


Last businessday: 12 Jun 26

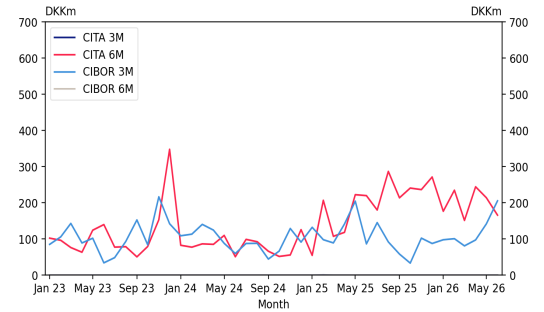
**Floater: Avg. daily issuance excl. refi-auctions (OMX)**



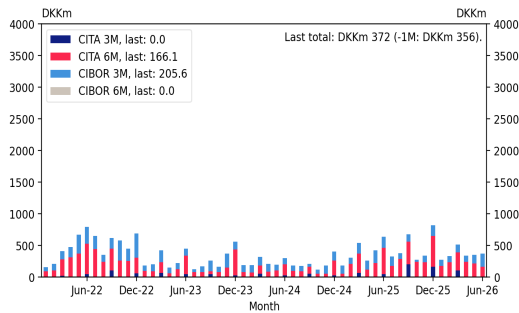
**Floater: Avg. daily issuance excl. refi-auctions and EOQ (OMX)**



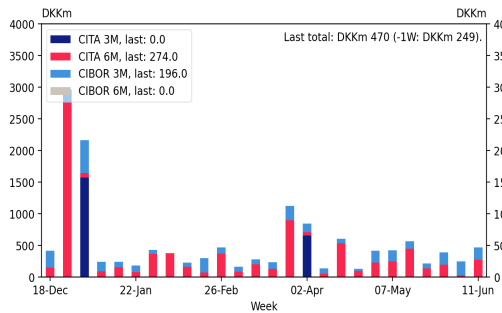
**Floater: Avg. daily issuance excl. refi-auctions and EOQ (OMX)**



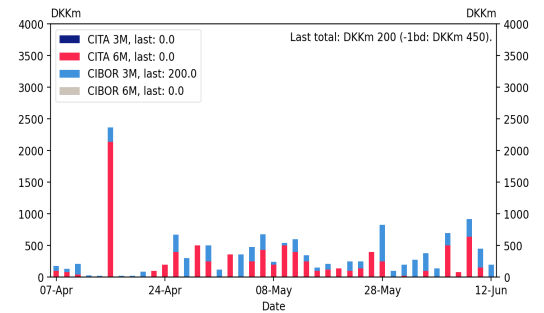
**Floater: Avg. daily issuance by month (OMX)**



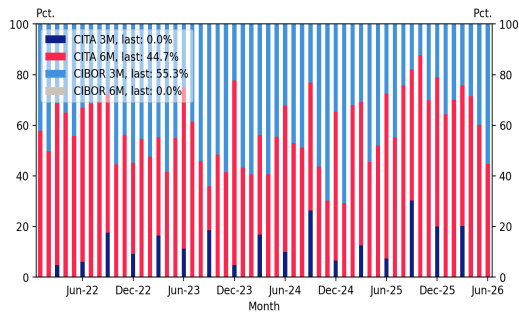
**Floater: Avg. daily issuance by week (OMX)**



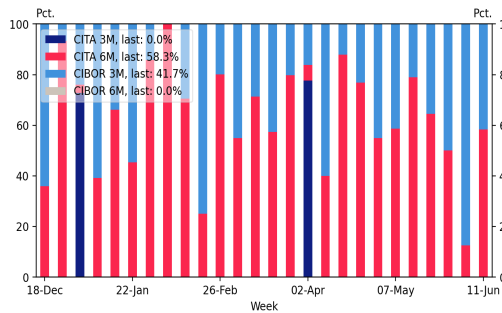
**Floater: Daily issuance (OMX)**



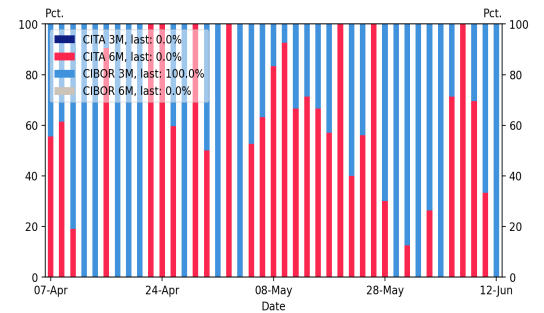
**Floater: Composition of issuance by month (OMX)**



**Floater: Composition of issuance by week (OMX)**

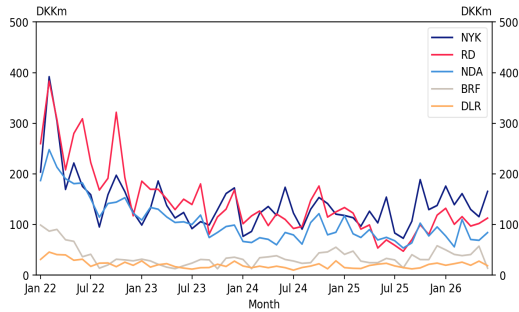


**Floater: Composition of issuance by day (OMX)**

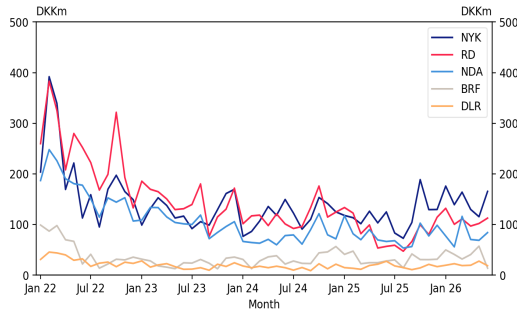


Last businessday: 12 Jun 26

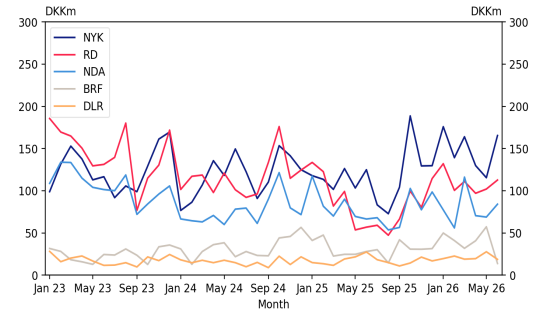
Callables: Avg. daily issuance excl. refi-auctions (OMX)



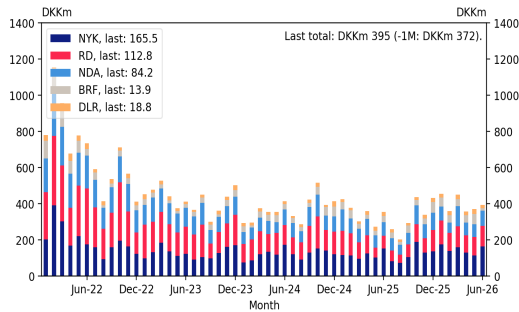
Callables: Avg. daily issuance excl. refi-auctions and EQQ (OMX)



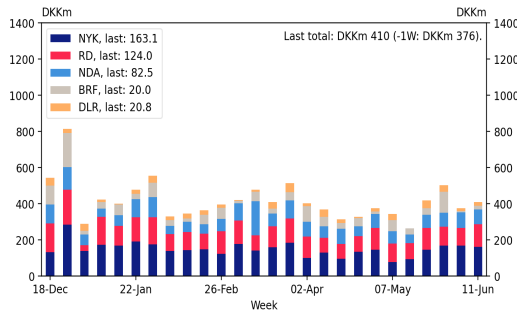
Callables: Avg. daily issuance excl. refi-auctions and EQQ (OMX)



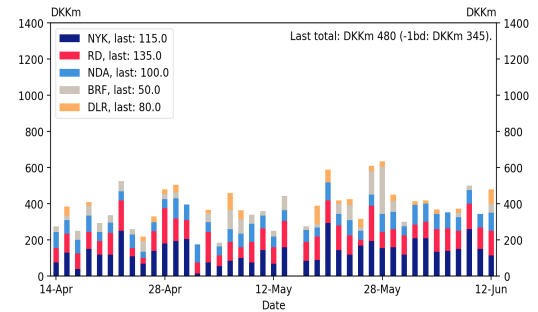
Callables: Avg. daily issuance by month (OMX)



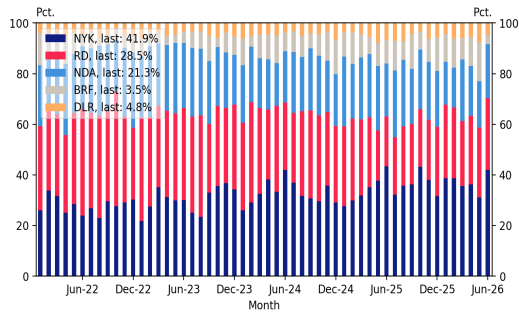
Callables: Avg. daily issuance by week (OMX)



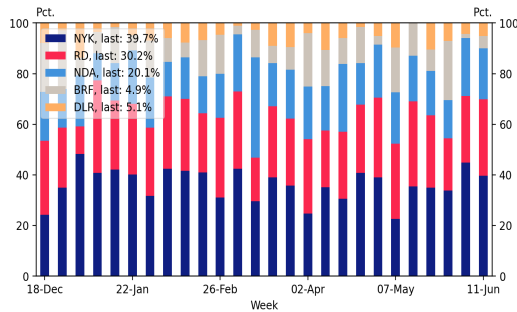
Callables: Daily issuance (OMX)



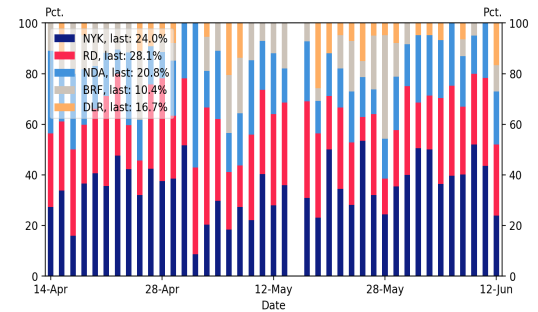
Callables: Composition of issuance by month (OMX)



Callables: Composition of issuance by week (OMX)



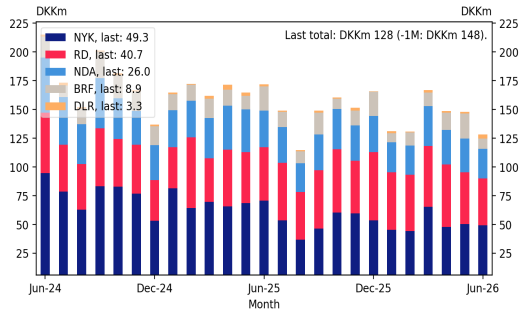
Callables: Composition of issuance by day (OMX)



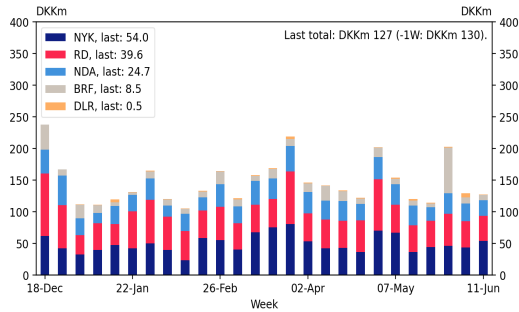


Last businessday: 12 Jun 26

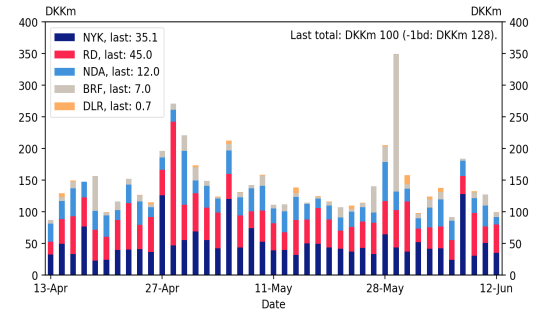
Callables: Avg. daily buybacks by month (OMX)



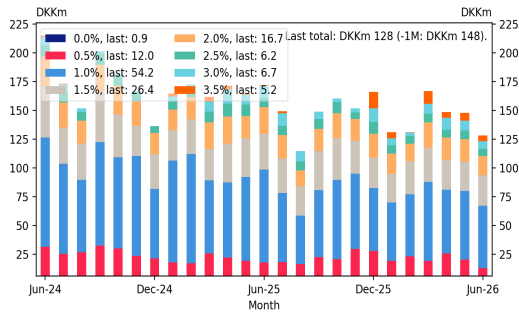
Callables: Avg. daily buybacks by week (OMX)



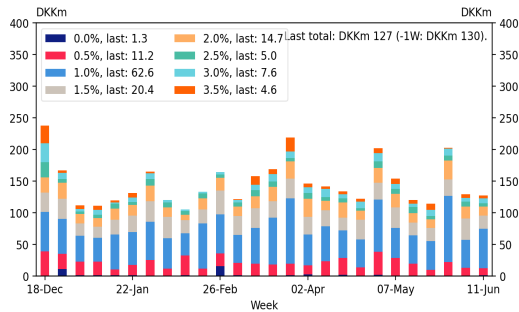
Callables: Daily buybacks (OMX)



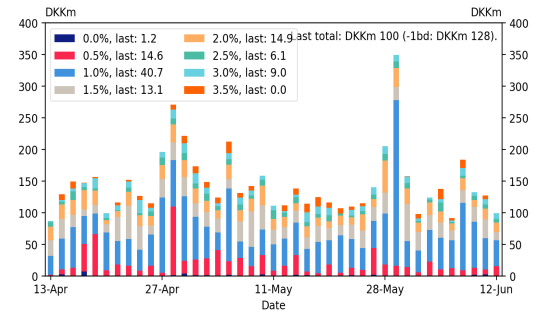
Callables: Avg. daily buybacks by month (OMX)



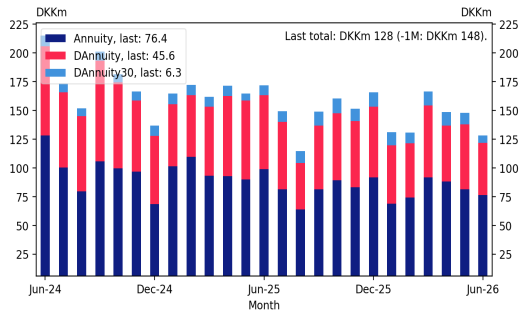
Callables: Avg. daily buybacks by week (OMX)



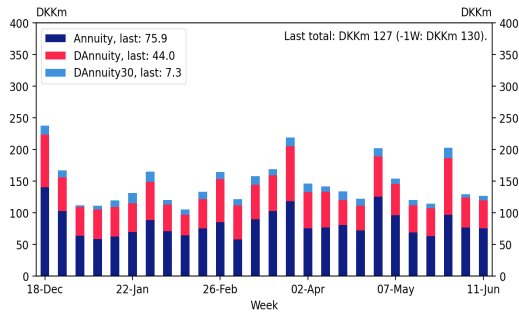
Callables: Daily buybacks (OMX)



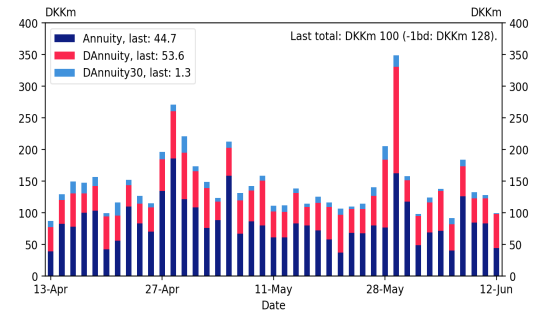
Callables: Avg. daily buybacks by month (OMX)



Callables: Avg. daily buybacks by week (OMX)

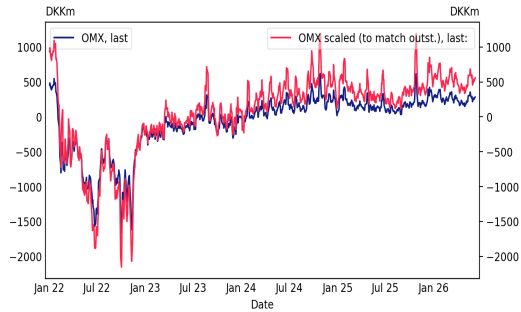


Callables: Daily buybacks (OMX)

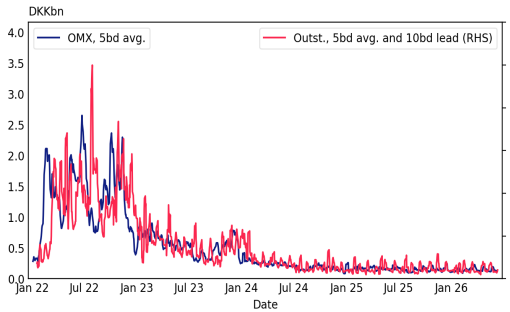


Last businessday: 12 Jun 26

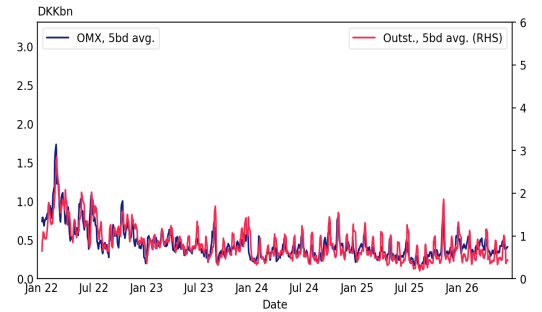
**Callables: Net issuance (OMX)**



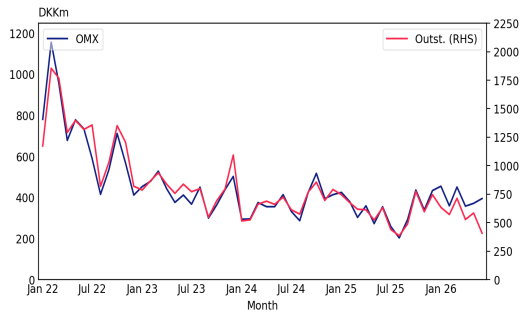
**Callables: Buybacks (OMX vs outstanding)**



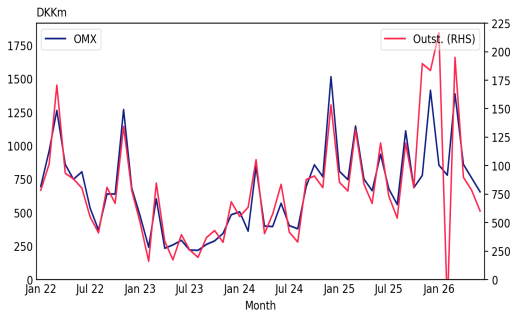
**Callables: Issuance (OMX vs outstanding)**



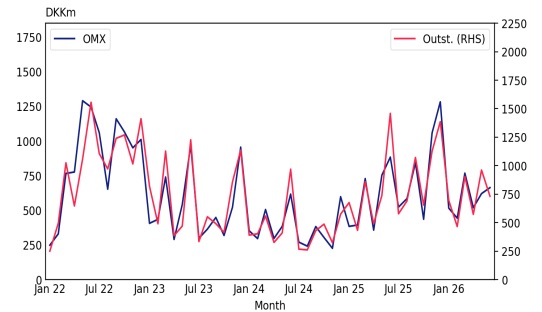
**Callables: Issuance (OMX vs outstanding)**



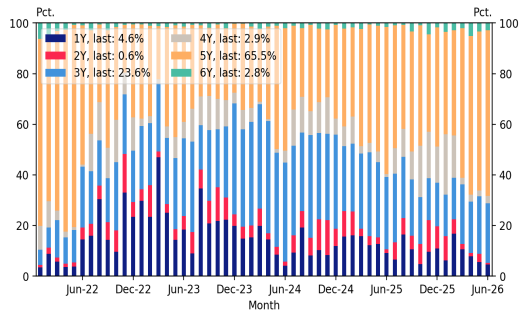
**Bullets: Issuance (OMX vs outstanding)**



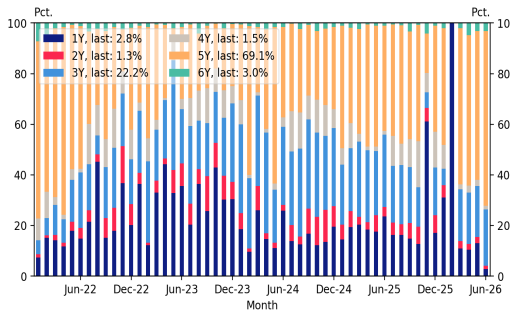
**Floater: Issuance (OMX vs outstanding)**



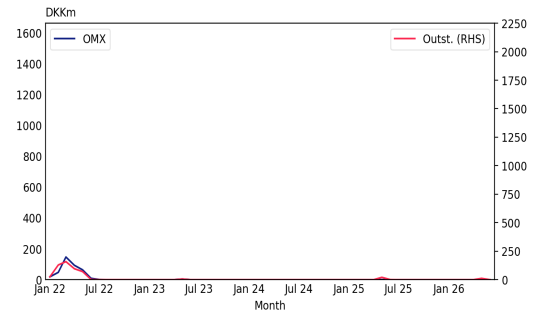
**Bullets: Composition of issuance by month (OMX)**



**Bullets: Composition of issuance by month (Outst.)**

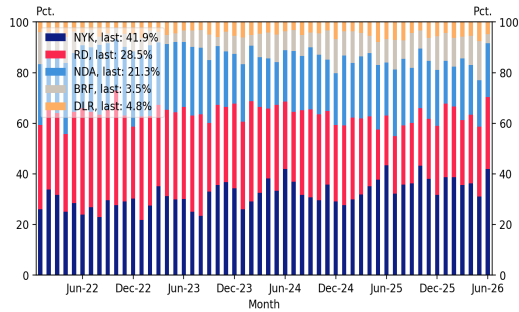


**Capped floaters: Issuance (OMX vs outstanding)**

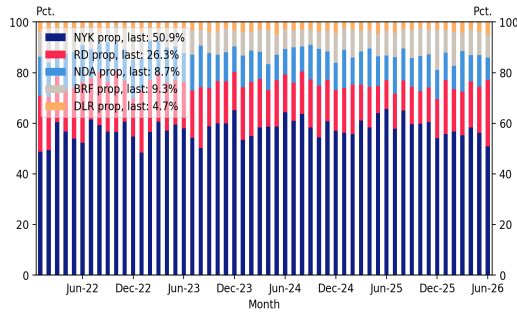


Last businessday: 12 Jun 26

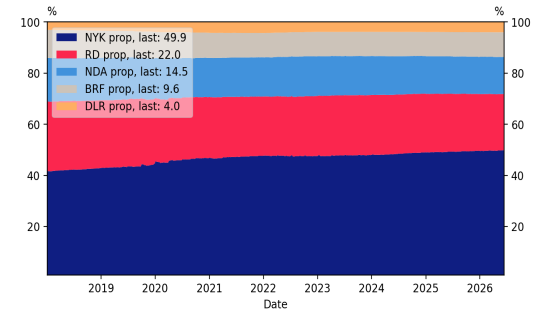
**Callables: Composition of issuance by month (OMX)**



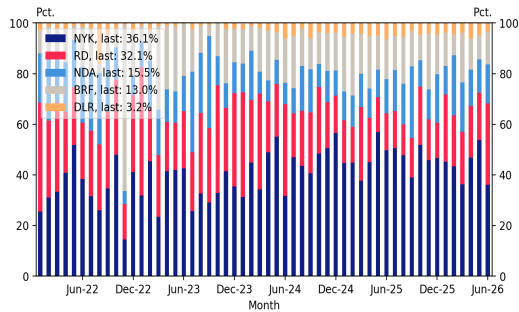
**Callables: Composition of issuance by month (Outst.)**



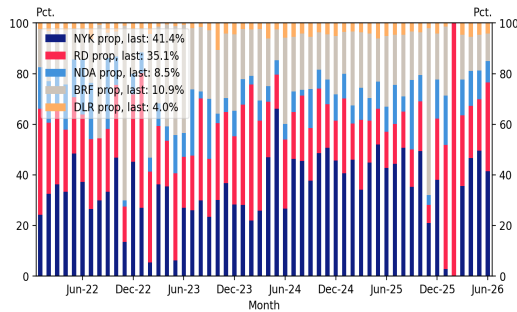
**Callables: Composition of outstanding amount**



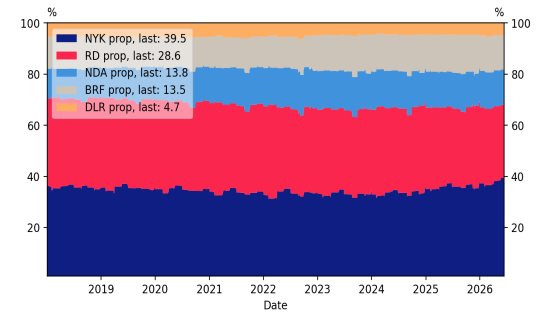
**Bullets: Composition of issuance by month (OMX)**



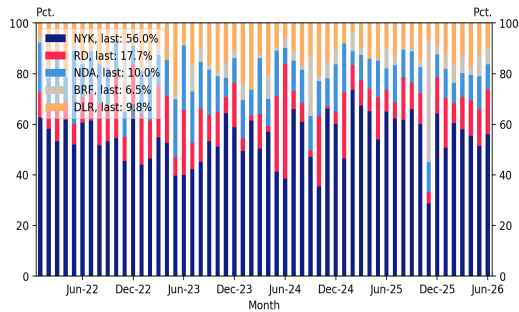
**Bullets: Composition of issuance by month (Outst.)**



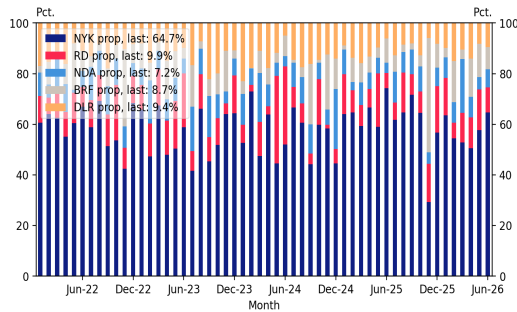
**Bullets: Composition of outstanding amount**



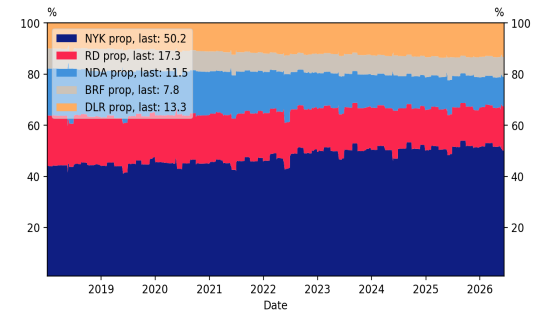
**Floater: Composition of issuance by month (OMX)**



**Floater: Composition of issuance by month (Outst.)**

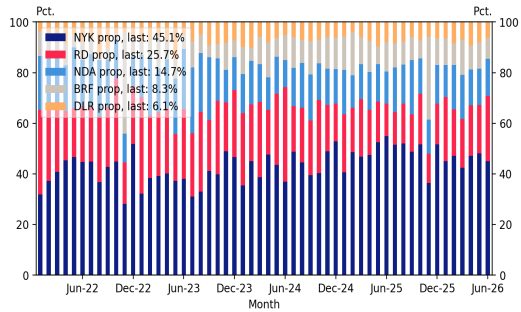


**Floater: Composition of outstanding amount**

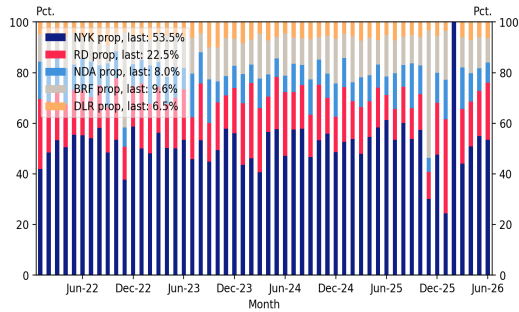


Last businessday: 12 Jun 26

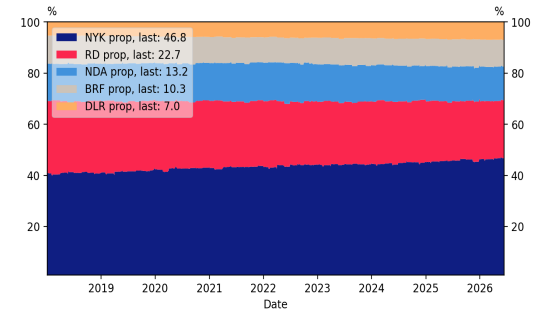
All segments: Composition of issuance by month (Outst.)



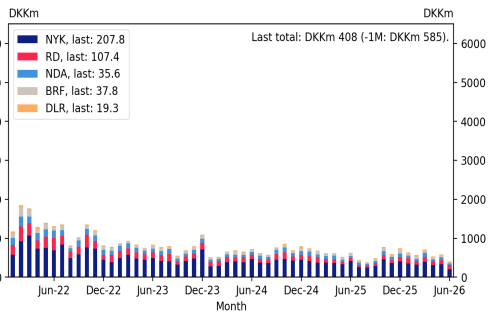
All segments: Composition of issuance by month (Outst.)



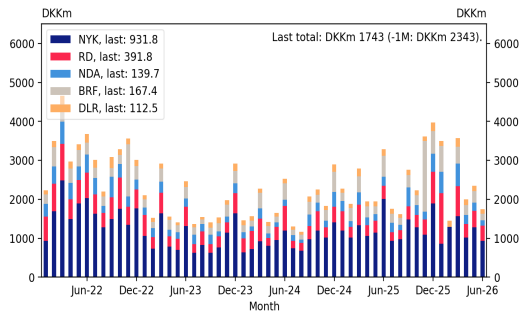
All segments: Composition of outstanding amount



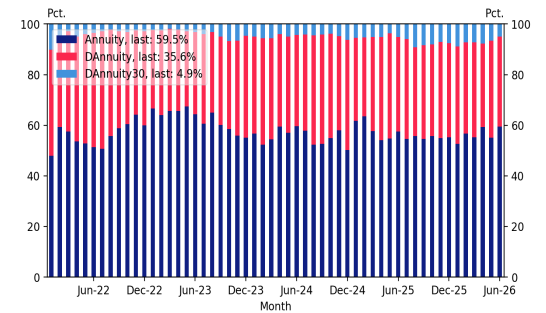
Callables: Composition of issuance by month (Outst.)



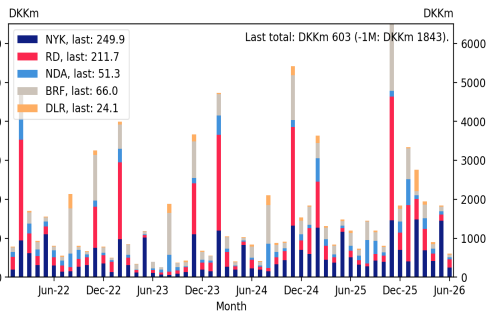
All segments: Composition of issuance by month (Outst.)



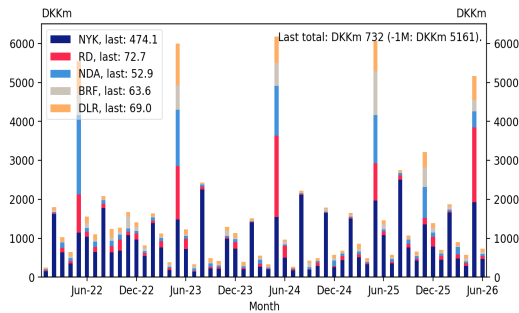
Callables: Avg. daily buybacks by month (OMX)



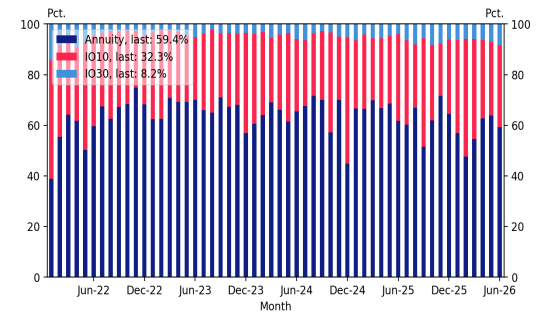
Bullets: Composition of issuance by month (Outst.)



Floater's Composition of issuance by month (Outst.)

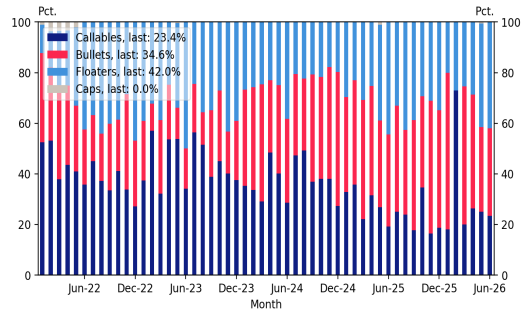


Callables: Avg. daily issuance by month (OMX)

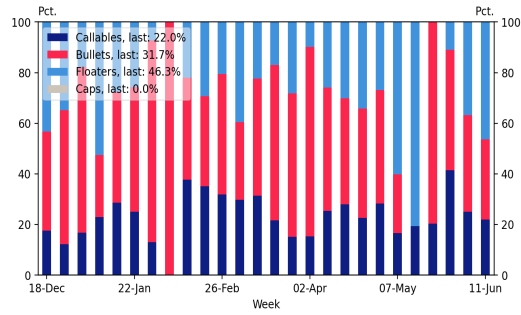


Last businessday: 12 Jun 26







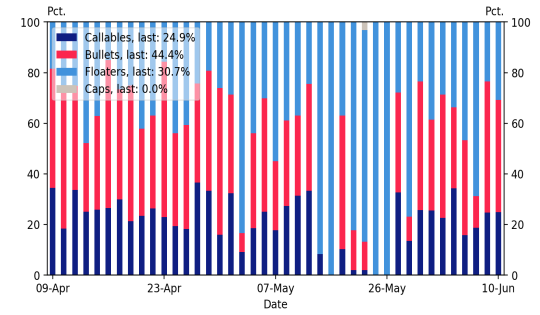
Composition of issuance by month (Outst.)



Composition of issuance by week (Outst.)



Composition of issuance by day (Outst.)



### **DISCLOSURE**

This material has been prepared by Nykredit Markets, which is part of Nykredit Bank A/S. Nykredit Bank A/S is a Danish public limited company subject to the supervision of the Danish Financial Supervisory Authority.

Nykredit Markets's investment research complies with the code of ethics of the Danish Society of Financial Analysts and the recommendations of the Danish Securities Dealers Association.

Further information is available at [nykreditmarkets.com](http://nykreditmarkets.com).

### **DISCLAIMER**

This material has been produced by Nykredit Markets, which is part of Nykredit Bank A/S, for the personal information of investors to whom Nykredit Markets has distributed the material. The material is solely based on information accessible to the public.

Nykredit Markets does not accept any liability for the correctness, accuracy or completeness of the information in the material. Recommendations are not to be considered as offers to buy or sell the securities in question, and Nykredit Markets accepts no liability for transactions based on information presented in the material.

Information on previous returns or simulated previous returns presented in the material cannot be used as a reliable indicator of future returns, just as information on future returns presented in the material cannot be used as a reliable indicator of future returns. If the material contains information on a specific tax treatment, it should be borne in mind that the tax treatment depends on the investor's individual situation and may change in future. If the material contains information based on gross returns, however, fees, commissions and other costs may reduce returns.

Nykredit Bank A/S and/or other companies within the Nykredit Group may buy, sell or hold positions in the securities referred to in the material, just as these companies may be involved in corporate finance activities or other activities for companies referred to in the material.

The material may not be reproduced or distributed without the prior consent of Nykredit Markets.

### Investment research and marketing material

Research available to the public or distribution channels produced by Nykredit Markets's analysts is considered as investment research.

Recommendations to the public or distribution channels concerning financial instruments not produced by Nykredit Markets's analysts are treated as marketing material. The material will be marked "marketing material" and should not be considered as investment research, for which reason no prohibition applies to trading in financial instruments referred to in the material prior to distribution.