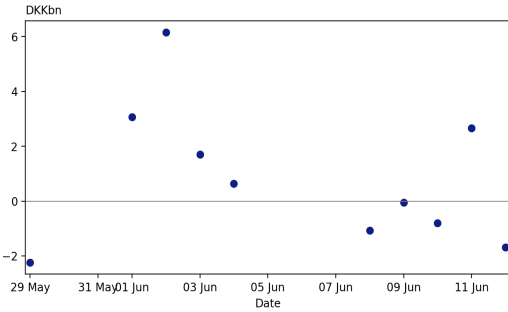


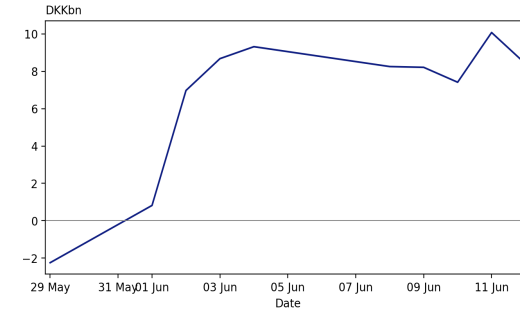
Net Position and Daily Forecast

	29/05	01/06	02/06	03/06	04/06	08/06	09/06	10/06	11/06	12/06	15/06	16/06	17/06	18/06	19/06	22/06	23/06	24/06	25/06	26/06	
Net Position	302.1	279.6	305.9	307.6	309.2	312.1	312.0	313.5	312.8	312.6											
Net Position (change)	17.0	-22.5	26.3	1.7	1.6	2.9	-0.1	1.5	-0.7	-0.2											
Daily Forecast	19.2	-25.6	20.2	-0.0	1.0	4.0	-0.1	2.3	-3.4	1.5	1.5	-3.2	0.8	1.0	3.4	1.6	0.8	3.0	-6.2	-15.0	
Difference	-2.2	3.1	6.1	1.7	0.6	-1.1	-0.0	-0.8	2.7	-1.7											
Difference (acc)	-2.2	0.8	7.0	8.7	9.3	8.2	8.2	7.4	10.1	8.4											

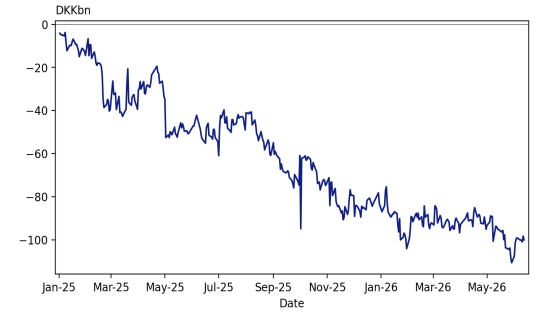
Deviations from Daily Forecast (Last 10bd)



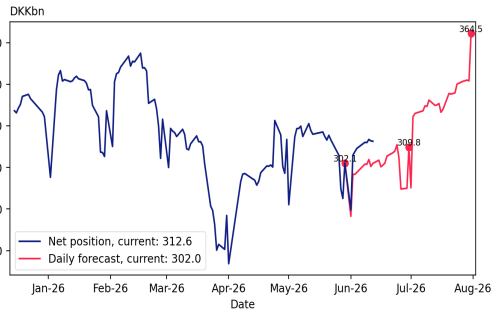
Accumulated Deviations from Daily Forecast (Last 10bd)



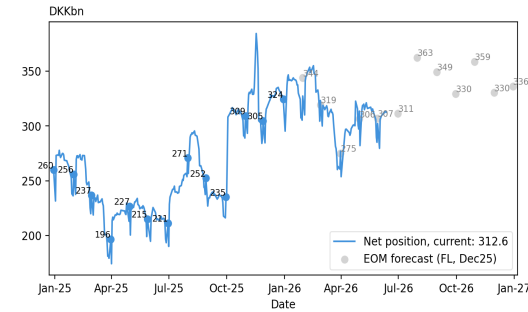
Accumulated Deviations from Daily Forecast (Since Jan 25)



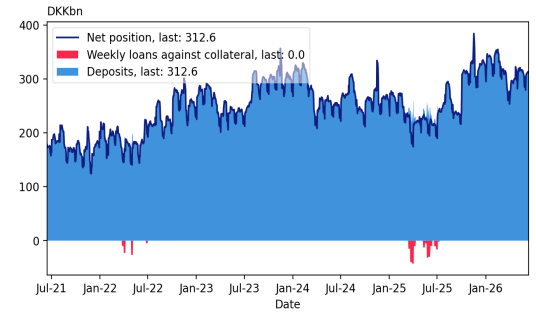
Net Position and Daily Forecast



Net Position and Monthly Forecast



Net Position and Loans Against Collateral



DISCLOSURE

This material has been prepared by Nykredit Markets, which is part of Nykredit Bank A/S. Nykredit Bank A/S is a Danish public limited company subject to the supervision of the Danish Financial Supervisory Authority.

Nykredit Markets's investment research complies with the code of ethics of the Danish Society of Financial Analysts and the recommendations of the Danish Securities Dealers Association.

Further information is available at nykreditmarkets.com.

DISCLAIMER

This material has been produced by Nykredit Markets, which is part of Nykredit Bank A/S, for the personal information of investors to whom Nykredit Markets has distributed the material. The material is solely based on information accessible to the public.

Nykredit Markets does not accept any liability for the correctness, accuracy or completeness of the information in the material. Recommendations are not to be considered as offers to buy or sell the securities in question, and Nykredit Markets accepts no liability for transactions based on information presented in the material.

Information on previous returns or simulated previous returns presented in the material cannot be used as a reliable indicator of future returns, just as information on future returns presented in the material cannot be used as a reliable indicator of future returns. If the material contains information on a specific tax treatment, it should be borne in mind that the tax treatment depends on the investor's individual situation and may change in future. If the material contains information based on gross returns, however, fees, commissions and other costs may reduce returns.

Nykredit Bank A/S and/or other companies within the Nykredit Group may buy, sell or hold positions in the securities referred to in the material, just as these companies may be involved in corporate finance activities or other activities for companies referred to in the material.

The material may not be reproduced or distributed without the prior consent of Nykredit Markets.

Investment research and marketing material

Research available to the public or distribution channels produced by Nykredit Markets's analysts is considered as investment research.

Recommendations to the public or distribution channels concerning financial instruments not produced by Nykredit Markets's analysts are treated as marketing material. The material will be marked "marketing material" and should not be considered as investment research, for which reason no prohibition applies to trading in financial instruments referred to in the material prior to distribution.